

Times Tables Battle Ships

Instructions

Both players mark their own battleships onto their grid.

Player 1 calls a position: $3 \times 3 = 9$.

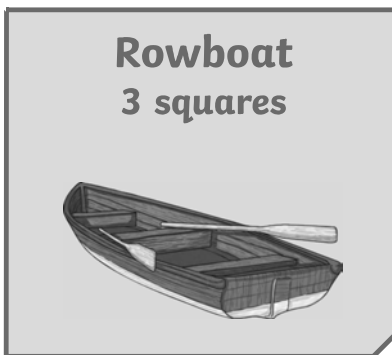

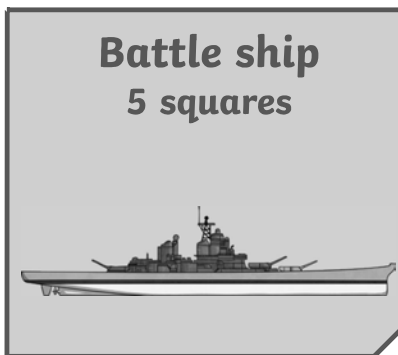
Player 2 replies with 'hit' or 'miss'.

Player 1 writes the answer to the times table and a tick for hit or a cross for miss.

If player 1 gets a 'hit' they take another turn, and if they 'miss', player 2 has a turn.

Once a ship has been sunk you need to say, "You sunk my battleship".

Put the following ships in your grid either horizontally or vertically.



Hit = ✓

Miss = X

My Ships

X	1	2	3	4	5	6	7	8	9	10
1										S
2										S
3										S
4										S
5				B	B	B	B	B		
6		R								
7		R								
8		R								
9										
10										

Enemy Ships

X	1	2	3	4	5	6	7	8	9	10
1										
2										
3			9x							
4										
5							35x			
6										
7							49			
8										
9										
10										



My Ships

Enemy Ships

10										
9										
8										
7										
6										
5										
4										
3										
2										
1										
	1	2	3	4	5	6	7	8	9	10

10										
9										
8										
7										
6										
5										
4										
3										
2										
1										
	1	2	3	4	5	6	7	8	9	10

Battle ship (5 squares)

Ship (4 squares)

Rowboat (3 squares)





My Ships

10										
9										
8										
7										
6										
5										
4										
3										
2										
1										
	1	2	3	4	5	6	7	8	9	10

Enemy Ships

10										
9										
8										
7										
6										
5										
4										
3										
2										
1										
	1	2	3	4	5	6	7	8	9	10

Battle ship (5 squares)

Ship (4 squares)

Rowboat (3 squares)



visit [twinkl.com.au](https://www.twinkl.com.au)