

Monday 15th November

Population - Where are all the people?

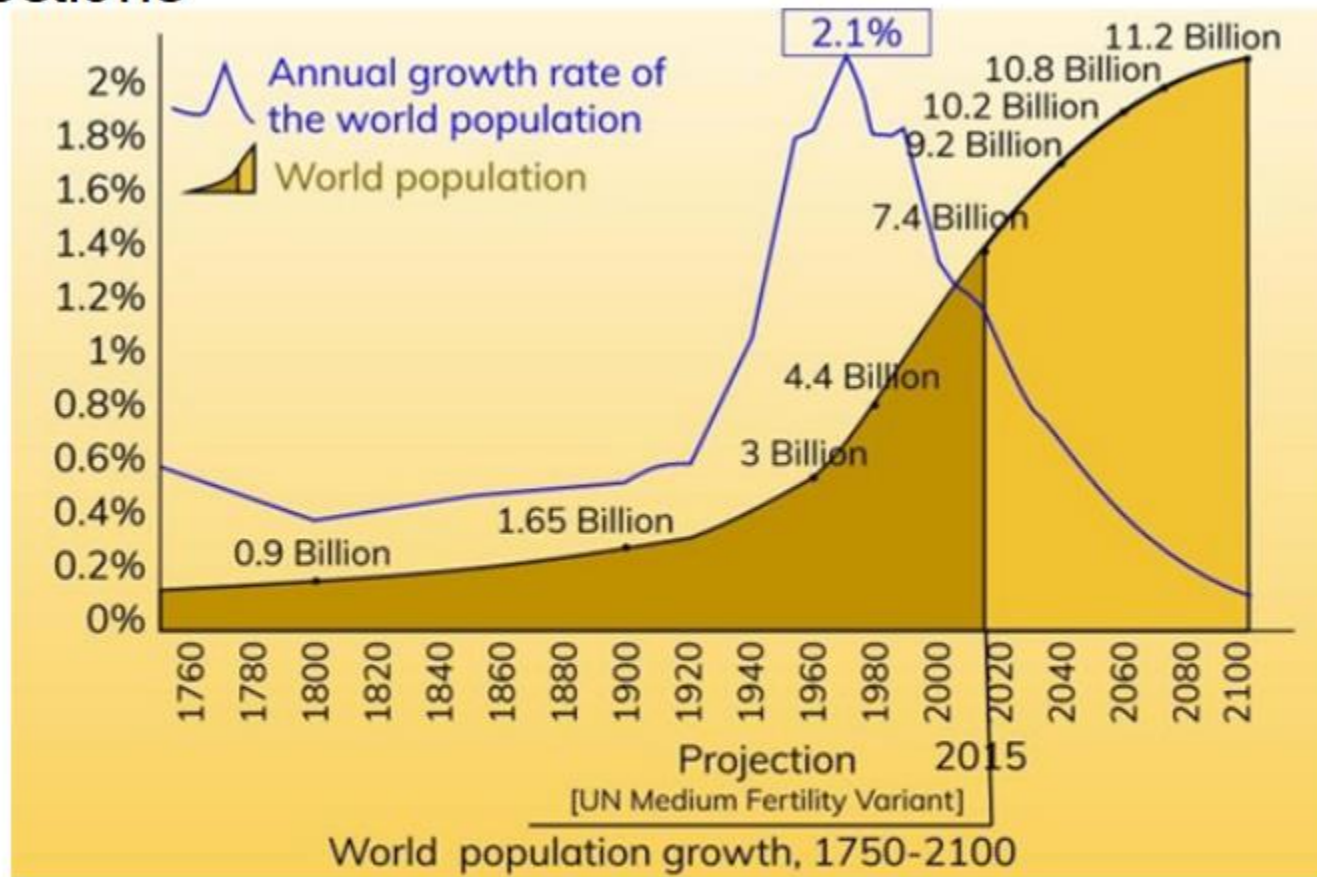
During this unit we will find out about the planet's population and how it has changed over time.

We will find out where most people live and what challenges this presents.

We will investigate whether our planet can sustain so many people.

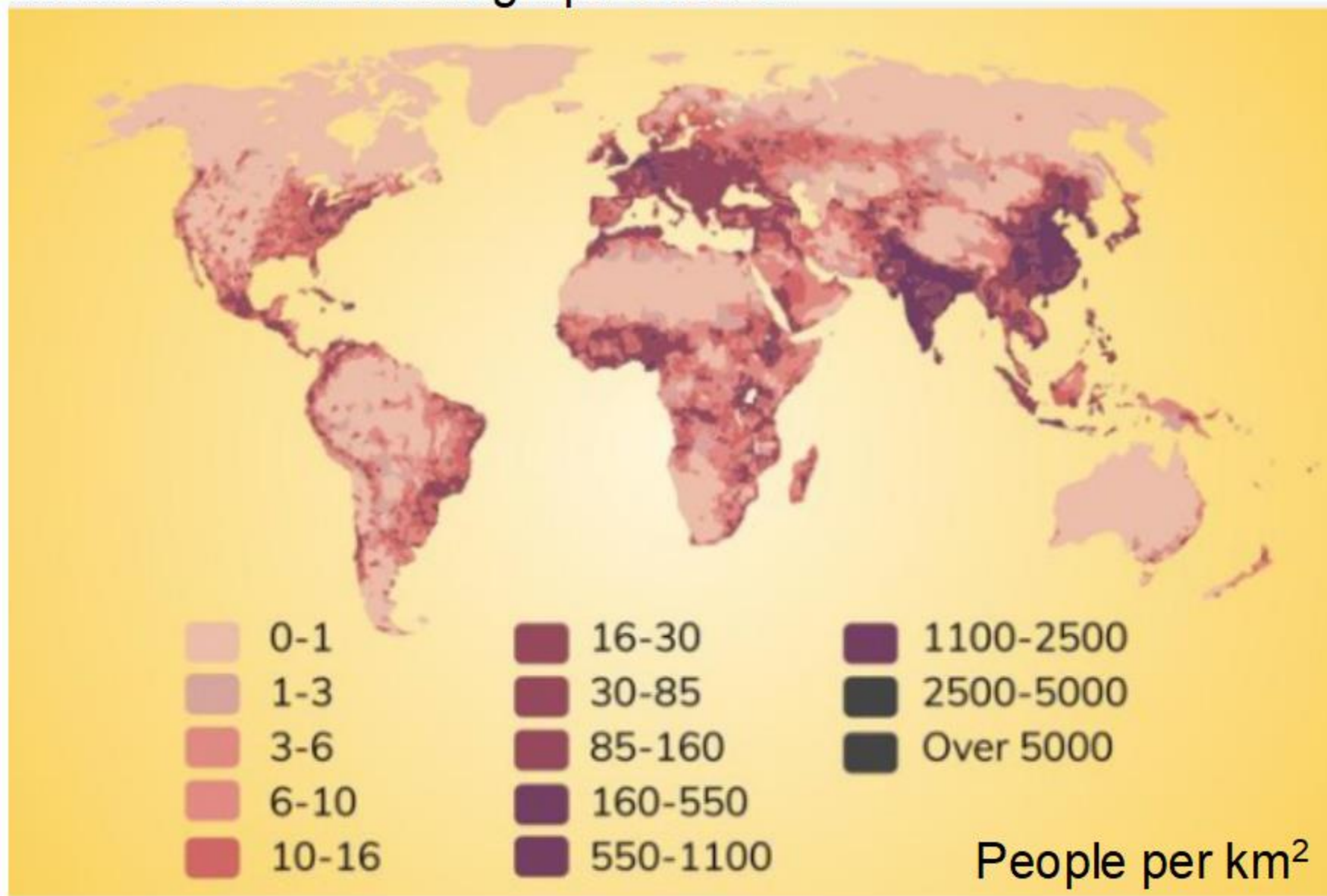
Have a look at the knowledge organiser and stick into books.

On your sheet look at this graph and answer the questions



Why has the population grown so much? Do you think this is ok?

What do we think this graph shows?



## Investigating population density






Using the computer can you find the following information?

	Place	How many people live there?
How many people live on our planet?		
Which continent has the largest population?		
Which continent has the smallest population?		
What are the top 5 countries with the highest population?		
1		
2		
3		
4		
5		
Which 5 countries have the highest population density?		
1		
2		
3		
4		
5		
What is the population of the UK?		
Where is the UK on the population density list?		

## Top 5 countries by total population

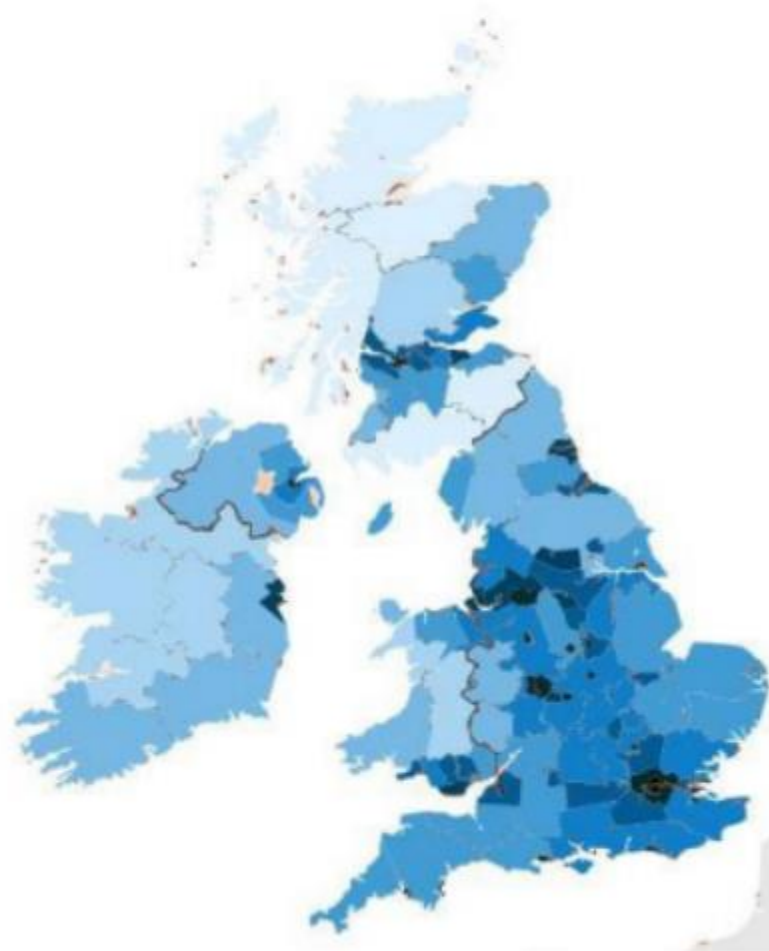

# ↓	Country (or dependency) ↑	Population (2020) ↑	Yearly Change ↑	Net Change ↑	Density (P/Km <sup>2</sup> ) ↑	Land Area (Km <sup>2</sup> ) ↑	Migrants (net) ↑	Fert. Rate ↑	Med. Age ↑	Urban Pop % ↑	World Share ↑
1	<a href="#">China</a>	1,439,323,776	0.39 %	5,540,090	153	9,388,211	-348,399	1.7	38	61 %	18.47 %
2	<a href="#">India</a>	1,380,004,385	0.99 %	13,586,631	464	2,973,190	-532,687	2.2	28	35 %	17.70 %
3	<a href="#">United States</a>	331,002,651	0.59 %	1,937,734	36	9,147,420	954,806	1.8	38	83 %	4.25 %
4	<a href="#">Indonesia</a>	273,523,615	1.07 %	2,898,047	151	1,811,570	-98,955	2.3	30	56 %	3.51 %
5	<a href="#">Pakistan</a>	220,892,340	2.00 %	4,327,022	287	770,880	-233,379	3.6	23	35 %	2.83 %

## Countries or territories by population density

	Country (or territory)	Population	Area		Density		Sources & Dates
			km <sup>2</sup>	sqmi	/km <sup>2</sup>	/sqmi	
1	 <b>Macau</b> * (China)	631,636	30	12	21,055	54,531	2018
2	 <b>Monaco</b> *	38,682	2	1	19,341	50,093	2018
3	 <b>Singapore</b> *	5,757,499	716	276	8,041	20,827	2018
4	 <b>Hong Kong</b> * (China)	7,371,730	1,104	426	6,677	17,294	2018
5	 <b>Gibraltar</b> * (UKOT)	33,718	6	2	5,620	14,555	2018

Where do most/least people live in the uk?  
What is the population density of Shropshire?

### Population Density



Map: Population Density in the UK (people per km<sup>2</sup>, 2011)