


Spring Test 8


Questions, Answers, Strand and Level Information



Read the following instructions or press 'play'  and listen to the instructions being read from the CD-ROM.

Listen carefully to the instructions I am going to give you. When I have finished reading them, I will answer any questions. However, you will not be able to ask any questions once the test has begun.

I am going to ask you 15 questions for the test. On your sheet there is an answer box for each question, where you should write the answer to the question and nothing else. You should work out the answer to each question in your head, but you may jot things down outside the answer box if this helps you. Do not try to write down your calculation because this will waste time and you may miss the next question. For some of the questions, important information is already written down for you on the sheet.

I will read out each question twice. Listen carefully both times. You will then have time to work out your answer. If you cannot work out an answer, put a cross in the answer box. If you make a mistake, cross out the wrong answer and write the correct one next to it. There are some easy and some harder questions, so do not be put off if you cannot answer a question.

Now pause, or press 'pause'  on your CD player or computer. Ask the children if they have any questions. Once you have answered all questions, read out the following instructions. Alternatively, play the audio recording from the CD-ROM.

	Answer	Strand	Level
 Now we are ready to start the test.			
For this group of questions you will have 5 seconds to work out each answer and write it down.			
1 What is seven added to ninety?	97	4	2
2 Write in digits the number two hundred and seventy-five.	275	2	2
3 Take away eight from fifty-two.	44	4	2
4 What must you add to two to make ten?	8	3	1
5 Round three hundred and twenty-four to the nearest ten.	320	2	3
6 Subtract twenty-one from forty-five.	24	4	3
7 Write the number that is made from eight units and six tens.	68	2	2
8 Count on three tens from fifty-five.	85	3	2
9 Look at your answer sheet. What is the time shown on the clock?	9 o'clock	6	2
10 Double seven hundred.	1400	3	3
For this group of questions you will have 10 seconds to work out each answer and write it down.			
11 Look at your answer sheet. How long is it from the time on clock A to the time on clock B?	$1\frac{3}{4}$ hours or 1 hour 45 min	6	4
12 Look at your answer sheet. Circle the pair of numbers that can be added to make one hundred.	20 and 80	3	2
13 Take twenty from forty-two and then halve the answer.	11	4	2
14 Look at your answer sheet. Tick the shape which has no lines of symmetry.		5	3
15 If five crayons fit in a pack, how many packs can you fill with twenty-eight crayons?	5	1/4	3

Now put down your pen or pencil. The test is finished.