


Activity Pack

TUDOR
HOUSE
& GARDEN

ONLINE

Off With Their Head!





Introduction

You'll love finding out about the Tudors with this activity pack! It's brimming with videos, games and activities to help you find out more about Henry VIII, Elizabeth I and some of the colourful characters who lived at Tudor House during that time!



© Southampton Cultural Services

These activities are designed so that you can either work through them one at a time or, if you'd prefer, you can dip in and out of the things you like the look of most.


Good luck and have fun!

The Tudor House Learning Team



Who were the Tudors?

The Tudors were a family of kings and queens who ruled England between 1485 and 1603. Watch the Horrible Histories video below to find out more about this incredible bunch!



© BBC/ Horrible Histories



Henry..... became king in and was the first of the Henry was married times! He chopped the heads off of of them.

Edward VI is sometimes called the Because he died when he was only

Queen Mary had over people at the stake! Her nickname was.....Mary.

Queen I reigned from 1558 until, which was the end of the Tudor

Word Bank


1485, six, VII, King, fifteen, Elizabeth, 280, VIII, 1603, Bloody, burned, period, period, two, Boy, Tudors

The Tudor Rose

In Tudor times important families had their own symbol. These symbols often had special meanings that told you something about the family.


After **Henry VII** became king he married **Elizabeth of York**. Both Henry and Elizabeth had roses as their family symbol. Henry showed the joining of their families by joining both roses together to make the **Tudor Rose**.

The **Tudor Rose** is still used as a symbol for England today. You can see it on the uniforms of the guards at the Tower of London, on some 20p coins and in the UK coat of arms.



© National Portrait Gallery, London

Elizabeth of York



Can you spot the roses in Henry and Elizabeth's hands?



© National Portrait Gallery, London


Henry Tudor
(Henry VII)

Colour in the Tudor Rose

Can you colour in the Tudor Rose?

Use bits of paper, card or pages from magazines to make a collage or just use pens or pencils.

Stick to traditional Tudor red and white or mix it up and create something new.



© Southampton Cultural Services



Design a Symbol

Now have a go at designing your own symbol for yourself or your family


Think about what shapes and colours could mean something special to you.

I chose _____

Because _____



SOUTHAMPTON CITY COUNCIL



Match the Wives

Below is some information about Henry's wives. Unfortunately they've been jumbled up! Match the number wife with the queen and the information about them!

- 1
- 2
- 3
- 4
- 5
- 6

Catherine Parr

a

Married 1543-1547

Anne of Cleves

b

Married 1540

Catherine of Aragon

c

Married 1509-1533

Anne Boleyn

d

Married 1533-1536

Jane Seymour

e

Married 1536-1537

Catherine Howard

f

Married 1540-1541

Gave Henry his only son, Edward VI but died soon after. Henry was buried next to her when he died.

I

Outlived Henry. She later married Jane Seymour's brother and in total was married 4 times herself!

II

Was the mother of Queen Elizabeth I but was eventually accused of plotting to kill Henry and was executed.

III

The wife Henry was married to the longest. She was also the mother of Queen Mary. Eventually Henry divorced her so he could marry Anne Boleyn.

IV

She was only nineteen when she became queen but had her head chopped off for flirting with other men!

V

Henry had only ever seen a picture of her before their wedding day. He didn't like what she actually looked like and soon divorced her.

VI

1

2

3

4

5

6

Spot the Difference

Have a go at spotting the 7 differences between the two pictures!





TUDOR
HOUSE
& GARDEN

ONLINE

Paint Henry VIII

The most famous portrait artist during Henry VIII's reign was Hans Holbein the Younger. Have a go at recreating half of this portrait of Henry VIII.



Find out more about portraits with this video from Southampton City Art Gallery!

© Walker Art Gallery



Food and Drink

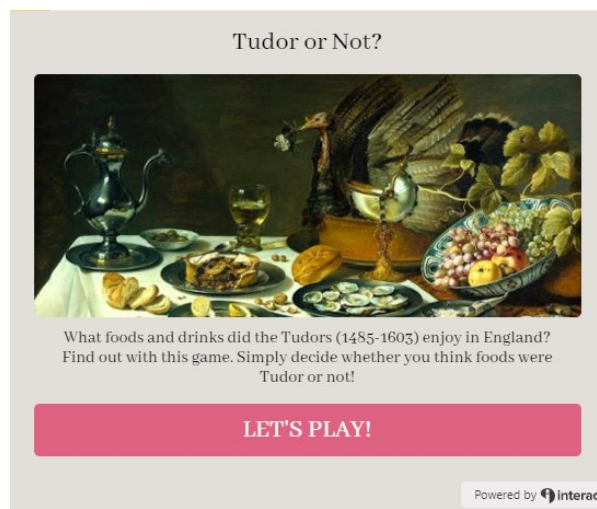
Food during Tudor times was very different to today. Many foods and drinks that we enjoy hadn't been discovered or invented yet.

Have a go at playing our 'Tudor or Not' game, finding out all about cuisine in Tudor times!

Click on the picture below to play the quiz.



© Meadow Brown Bakery



Jumble Biscuits

Jumbles were a popular biscuit during the Tudor period. They made use of new-found spices to add an exotic taste! Have a go at making some using the recipe below!

Ingredients

For the dough

1 tsp caraway seeds
375g plain flour, plus extra for dusting
½ tsp ground aniseed
½ tsp ground mace
60g unsalted butter, cubed
150g caster sugar
1 large or 2 small unwaxed lemons, finely grated zest only
3 free-range eggs, lightly beaten

To finish

1 free-range egg, lightly beaten
caster sugar, for sprinkling

Method

1. Line two large baking tray with baking parchment.
2. Place the caraway seeds in a spice grinder or pestle and mortar and grind to a powder. Sieve the caraway, flour, aniseed, and mace together into a bowl.
3. Rub the butter into the flour until it resembles fine breadcrumbs, then stir in the sugar and lemon zest. Add eggs and bring the mixture together to form a soft dough.
4. Divide the dough into four balls weighing 65g and four balls weighing 85g (you might have a little leftover). Place the dough balls on one of the prepared trays, cover with cling film and chill in the fridge for 30 minutes.
5. Preheat the oven to 180C.
6. Knead the four smaller pieces of dough on a lightly floured surface and roll using your fingertips into a 30cm rope. Knot into double knots and place on one of the lined trays.
7. Shape the remaining four larger pieces of dough into long ropes and cut away a quarter of each rope. Lay out (as pictured) into Celtic knots, using the reserved dough to make the rings that sit on top. Place them directly onto the other lined tray. (The double knots will take an extra 5–10 minutes longer to bake, so don't mix shapes on the baking trays.)
8. Brush with beaten egg and sprinkle with caster sugar. Bake the Celtic knots for 15–20 minutes, until golden-brown and the double knots for 20–25 minutes. Remove from the oven and leave to cool on a wire rack.



Tudor Spies

Elizabeth I wasn't popular with everyone. During her reign, there were lots of plans to replace her with a different king or queen.

To stop these plans Elizabeth used spies like **Sir Francis Walsingham** to keep an eye on what her enemies and even some of her friends were up to.

Tudor spies often used codes to send secret letters.

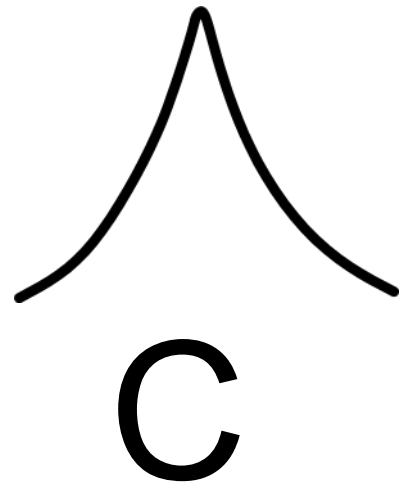
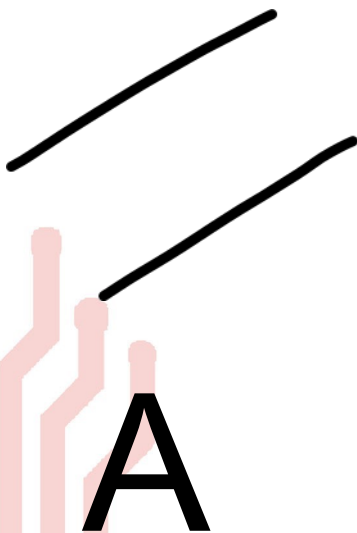
Try creating your own secret code.

Use the table on the next page to help you make your code. Try using different shapes or symbols for each letter of the alphabet.

Here are some examples to help you get started.



© National Portrait Gallery, London



Letter	Symbol
A	
B	
C	
D	
E	
F	
G	
H	
I	
J	
K	
L	
M	
N	
O	
P	
Q	
R	
S	
T	
U	
V	
W	
X	
Y	
Z	

Now try writing these words using your code.

Tudor _____

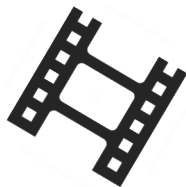
Crown _____

Queen _____

For some spies, having a secret code wasn't enough. They also used invisible ink to disguise their messages.


Why not have a go at creating your own invisible ink and using it to send a secret message to your friends or family?

Watch the video below to see how it's done.





Crossword



Across

- 2. The longest reigning Tudor
- 8. Tudor sailor
- 9. Famous Tudor theatre
- 10. Tudor family symbol
- 11. Henry VIII's oldest daughter

Down

- 1. Henry VIII's last wife
- 3. Henry VIII's son
- 4. Famous Tudor playwright
- 5. Vegetable brought to England in Tudor times
- 6. Famous Tudor ship which sank
- 7. Henry VIII's third wife

Word Bank

Jane Seymour Edward Francis Drake Rose Potato Mary
 The Globe Shakespeare Catherine Parr Elizabeth Mary Rose




Weblinks and Answers

Horrible Histories Tudor Compilation <https://www.youtube.com/watch?v=n1r3qvzaOGU>

Southampton City Art Gallery Portraits Video <https://www.youtube.com/watch?v=ZoncF5U0FU&t=448s>

Tudor or Not Game <https://www.tryinteract.com/share/quiz/5e8b37316482d100145296ca>

Invisible Ink Video <https://www.youtube.com/watch?v=pzzjl0D7MJY>



Match the Wives

- 1) C, IV
- 2) D, III
- 3) E, I
- 4) B, VI
- 5) F, V
- 6) A, II

