


Name: \_\_\_\_\_ Date: \_\_\_\_\_


# Ordering weights

Order weights lightest to heaviest


You will need:  
• three toys




elephant  cubes




lion  cubes



meercat  cubes



penguin  cubes



gorilla  cubes

lightest

heaviest

|  |  |  |  |  |
|--|--|--|--|--|
|  |  |  |  |  |
|--|--|--|--|--|

## What to do

- Ask your child to write the weight of each toy animal, in cubes, in the box, then to write the names of the animals in order, lightest to heaviest.



Choose three toys. Ask your child to feel their weights and to draw them in order, lightest to heaviest, on the back of this sheet.