



# String Telephone



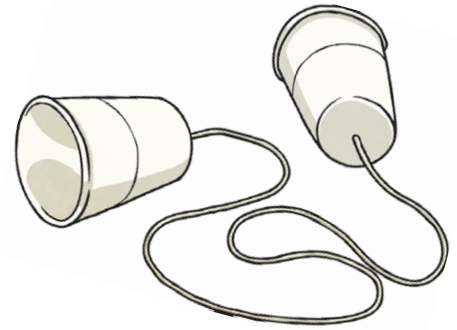
Make a string telephone to explore how sounds travel over a distance.

## You will need:

Two paper cups

A compass or sewing needle to make holes in the cups;

Approximately 20m length of string (kite string works well).



## What to do:

1. Use the compass or sewing needle to carefully poke a hole in the bottom of each cup. You may need to ask an adult to help you.
2. Thread the string through the holes and tie a knot at each end to stop it pulling through the cups.
3. You and your partner should each hold a cup and move apart so that the string is tight.
4. Take turns talking into your cup while your partner listens in their cup.

## How does it work?

Use the key words to fill in the gaps to explain how your string telephone works.

When one person talks into their cup, the cup \_\_\_\_\_. The sound \_\_\_\_\_ of these vibrations passes along the string. The string is a \_\_\_\_\_, so the particles are very close together, and the vibrations can pass \_\_\_\_\_ and easily along the string. The vibrations pass from the \_\_\_\_\_ into the second cup, which also vibrates. These vibrations pass through the air \_\_\_\_\_ into the second person's \_\_\_\_\_, who can then hear the sound of the first person's voice. The sound of the person's voice is \_\_\_\_\_ through the string than it is through the air over the same \_\_\_\_\_.

vibrates                      energy                      string                      solid  
particles                      distance                      ear                      louder                      quickly



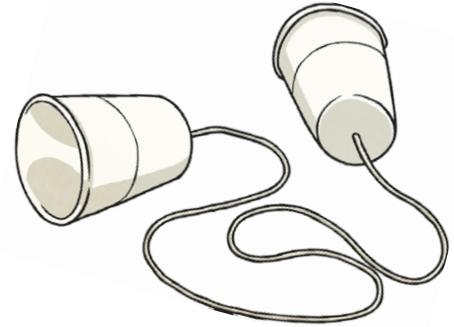
# String Telephone



Make a string telephone to explore how sounds travel over a distance.

## You will need:

- Two paper cups
- A compass or sewing needle to make holes in the cups;
- Approximately 20m length of string (kite string works well).



## What to do:

1. Use the compass or sewing needle to carefully poke a hole in the bottom of each cup. You may need to ask an adult to help you.
2. Thread the string through the holes and tie a knot at each end to stop it pulling through the cups.
3. You and your partner should each hold a cup and move apart so that the string is tight.
4. Take turns talking into your cup while your partner listens in their cup.

How does it work?

Use the key words below to help you explain how your string telephone works.

---

---

---

---

---

---

---

---

sound      voice      cup      vibrates      energy      string      solid  
particles      close      quickly      distance      ear      louder      air



# String Telephone

\_\_\_\_\_



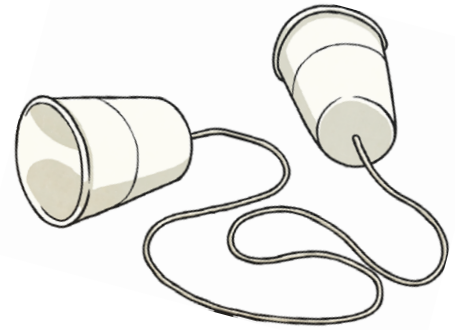
Make a string telephone to explore how sounds travel over a distance.

## You will need:

Two paper cups

A compass or sewing needle to make holes in the cups;

Approximately 20m length of string (kite string works well).



## What to do:

1. Use the compass or sewing needle to carefully poke a hole in the bottom of each cup. You may need to ask an adult to help you.
2. Thread the string through the holes and tie a knot at each end to stop it pulling through the cups.
3. You and your partner should each hold a cup and move apart so that the string is tight.
4. Take turns talking into your cup while your partner listens in their cup.

How does it work?

Write an explanation of how your string telephone works, referring to vibrations and particles.

\_\_\_\_\_

\_\_\_\_\_

\_\_\_\_\_

\_\_\_\_\_

\_\_\_\_\_

\_\_\_\_\_

\_\_\_\_\_

\_\_\_\_\_

\_\_\_\_\_

\_\_\_\_\_