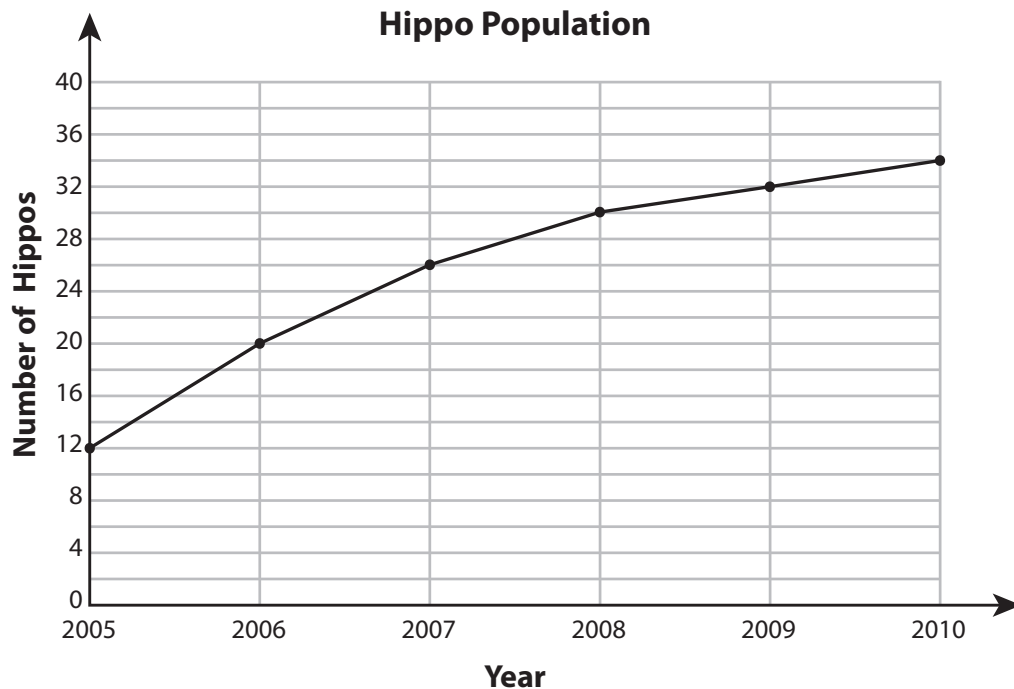




Name : _____

Medium: S1

Line Graph - Hippopotamus Population

A wildlife biologist made a study on the population growth of hippopotamus and recorded the information on a graph. Answer the questions based on the graph.



- 1) In 2010, what was the population of hippopotamus?

- 2) How many hippos were there in 2007?

- 3) In which year did the hippo population reach 30 in number?

- 4) Which year recorded the minimum hippo population?

- 5) How many more hippos were recorded in the year 2008 than in 2006?

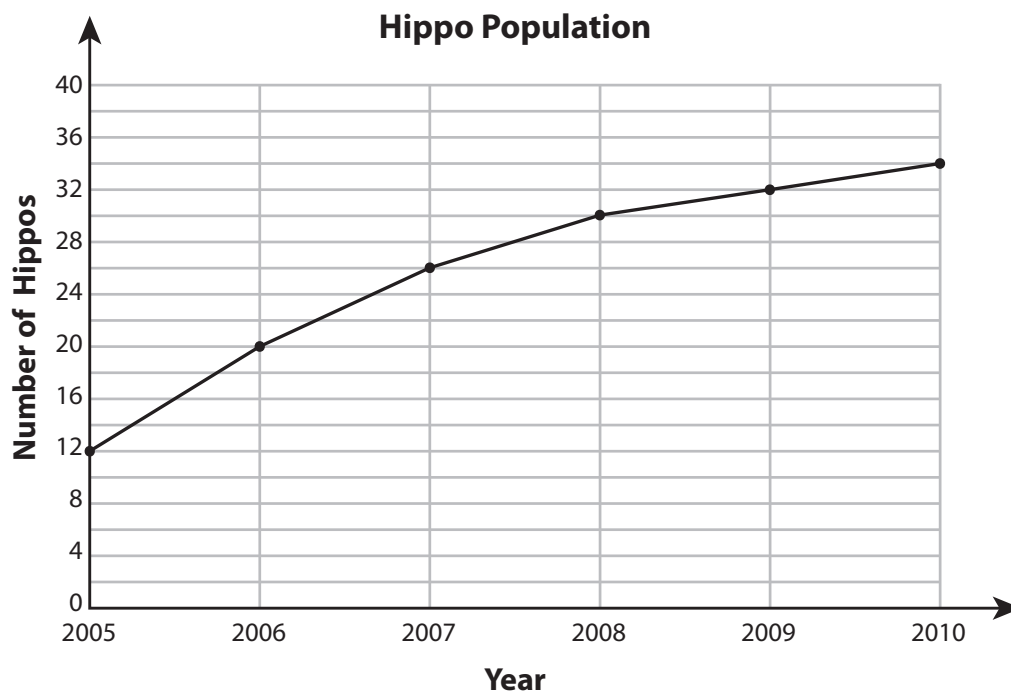


Name : _____

Answer Key

Medium: S1

Line Graph - Hippopotamus Population

A wildlife biologist made a study on the population growth of hippopotamus and recorded the information on a graph. Answer the questions based on the graph.



1) In 2010, what was the population of hippopotamus?

34 hippos

2) How many hippos were there in 2007?

26 hippos

3) In which year did the hippo population reach 30 in number?

2008

4) Which year recorded the minimum hippo population?

2005

5) How many more hippos were recorded in the year 2008 than in 2006?

10 hippos