

Spelling Challenge

UPPER and Lower

Write each of your words out
two times.

Write in **UPPERCASE** the first time
and in **lowercase** the second time.

LITERACY **literacy**

Spelling Challenge

Joined-Up Writing

First, write out your words in
normal writing.

Next, write them again in
joined-up writing.

literacy literacy

Spelling Challenge

Rainbow Words

Write your words out in pencil.

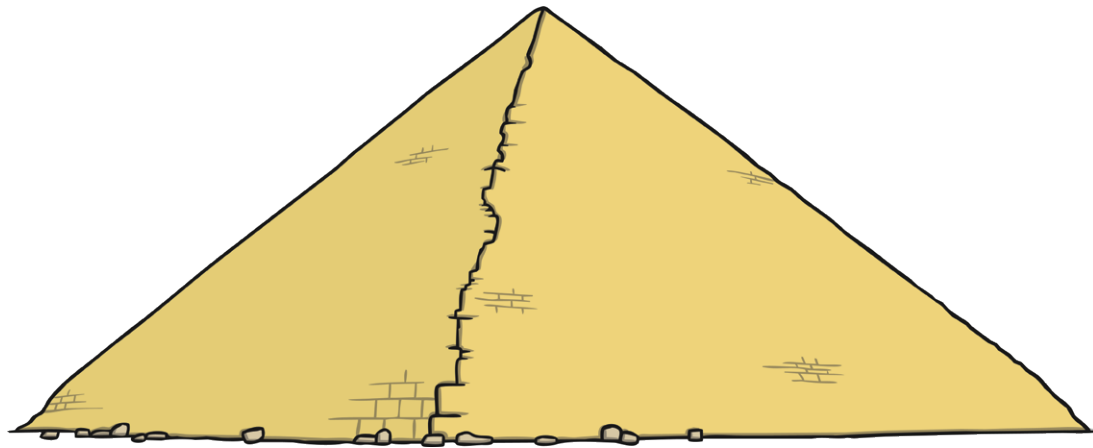
Next, draw around each letter
five more times using a different
coloured pencil.

literacy

Spelling Challenge

Pyramid Writing

Write each of your words
like a pyramid:



s
s o
s o m
s o m e

Spelling Challenge

Fancy Letters

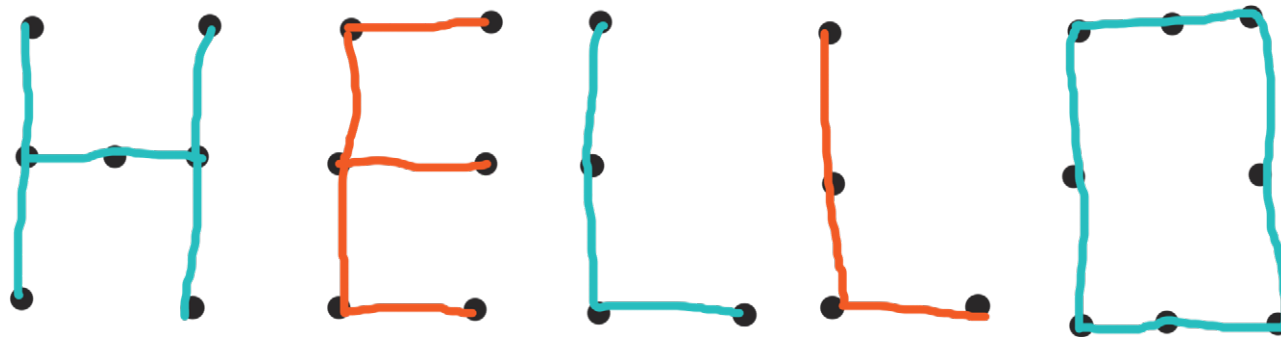
Write each of your words using **fancy writing**. Your letters could be curly or dotty... or whatever you decide!

Happy

Spelling Challenge

Join the Dots

Write each of your words using **dots**.
Then, **join the dots** with a coloured pencil to make your word.



Spelling Challenge

Air Writing

Write your words **in the air** with your finger.

Ask someone to read your words as you write.

Or, ask someone to air write the letters you tell them to spell your word.



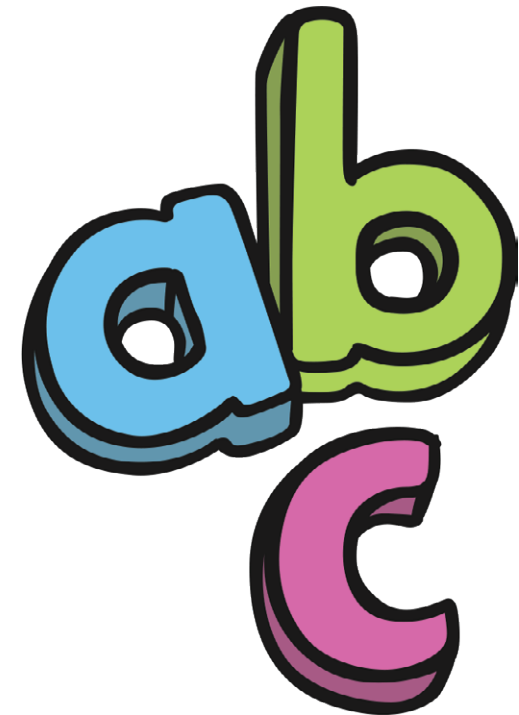
Spelling Challenge

Letter Magnets

Look at your words.

Try to **make each one**
using letter magnets.

Check if you used
the correct letters!



Spelling Challenge


ABC Order

Write your words out in
alphabetical order.

apple

carrot

tomato



Spelling Challenge

Backwards Words

Write your words out **forwards**
then **backwards**.

backwards

sdrawkcab

Spelling Challenge

Across and Down


Write your words
across and down,
sharing the same
first letter.

example

x
a
m
p
l
e

Spelling Challenge

Spelling Flowers



Draw a big
flower.
Write each of
your spelling
words on one of
the **petals!**

Spelling Challenge

Blue Vowels

Write out each of your words.
Go over the vowels in each word
using **blue** pencil.

literacy

Spelling Challenge

Tell a Story

Use all of your spelling words in a **short story** that makes sense!
Underline your words with a ruler.

