


Name: _____ Date: _____




















Pathway patterns

Make repeating patterns



You will need:

- scissors
- glue

Teacher's notes

Children cut out the pictures from the bottom of the sheet. They then glue them in the correct spaces to complete the repeating pattern on each pathway.

