


Name: _____ Date: _____



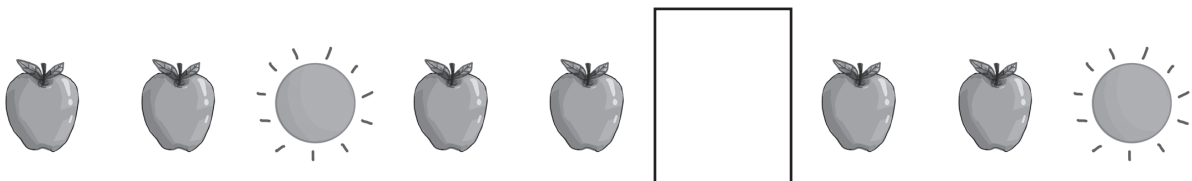
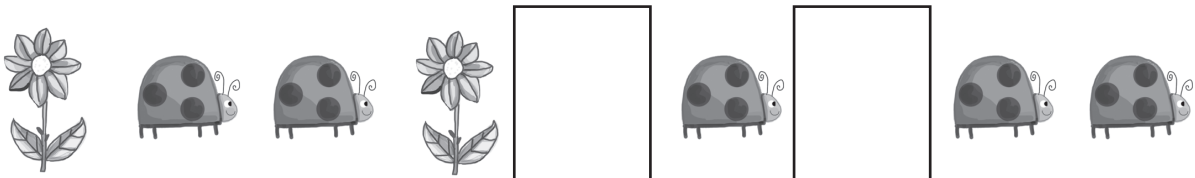


Patchwork patterns



You will need:

- scissors
- glue

Make repeating patterns



What to do

- Cut out the pictures at the bottom of the sheet. 'Read' the pattern in each row aloud together (for example, "tulip, tulip, daisy, tulip, tulip, daisy, ..."). Stick the pictures into the spaces to complete the patterns.



Encourage your child to spot repeating patterns: in designs, for example on clothing or tableware; in events, for example, wake up, go to school, come home, go to bed; or when objects are organised in a particular way, for example the pattern of fork, plate, knife, fork, plate, knife, ... on the table at mealtimes. Ask your child to continue the pattern.

