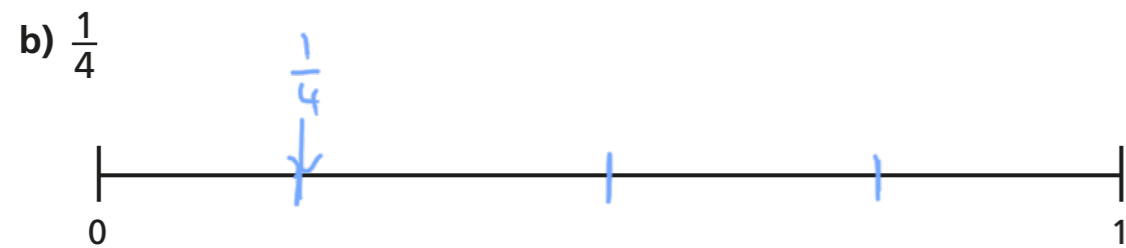
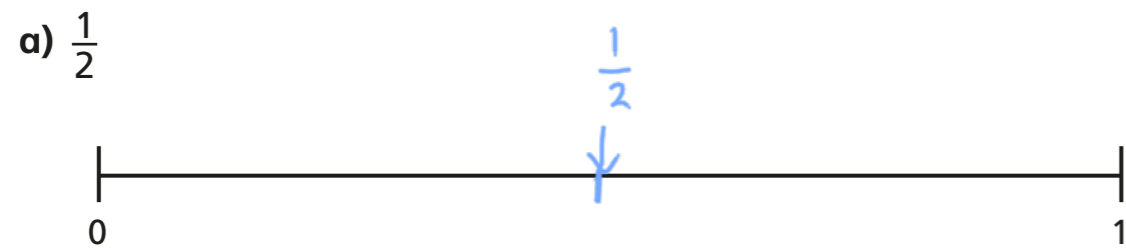


# Fractions on a number line

1 Draw an arrow to show the fractions on the number lines.



Are your answers accurate or are they estimates?



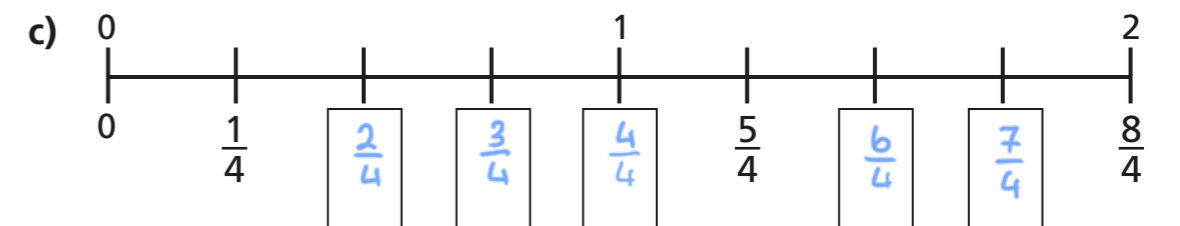
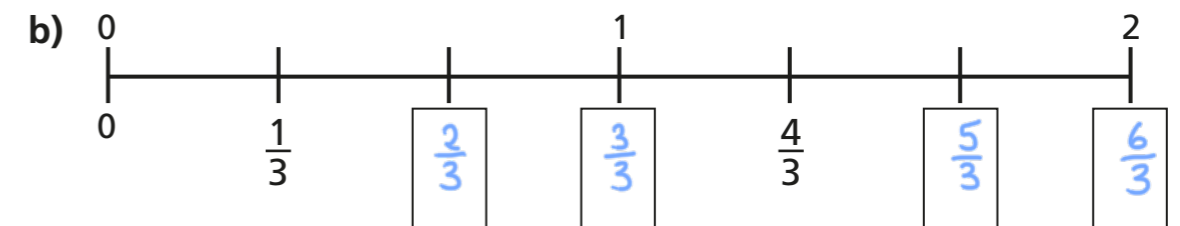
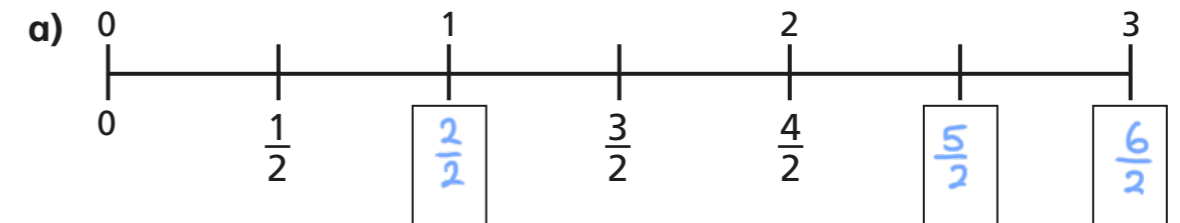
2 Write  $<$ ,  $>$  or  $=$  to compare the fractions.

a)  $\frac{1}{2}$   $>$   $\frac{1}{4}$

b)  $\frac{1}{4}$   $<$   $\frac{1}{3}$

c)  $\frac{1}{3}$   $<$   $\frac{1}{2}$

3 Write the missing fractions on the number lines.



d) Write three fractions that are equivalent to one whole.  
Use the number lines to help you.

$\frac{4}{4}$   $\frac{3}{3}$   $\frac{2}{2}$

What do you notice?

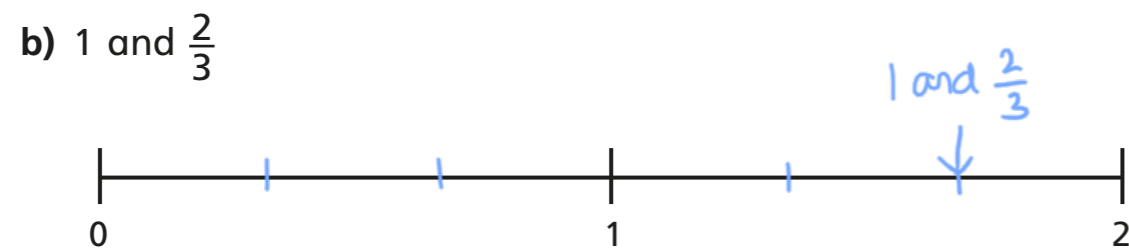
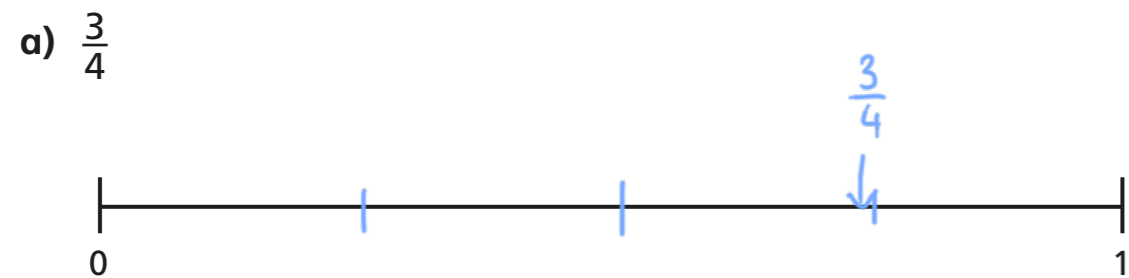
The numerator is equal to the denominator.

Talk about it with a partner.





4 Draw an arrow to estimate where each fraction belongs on the number line.



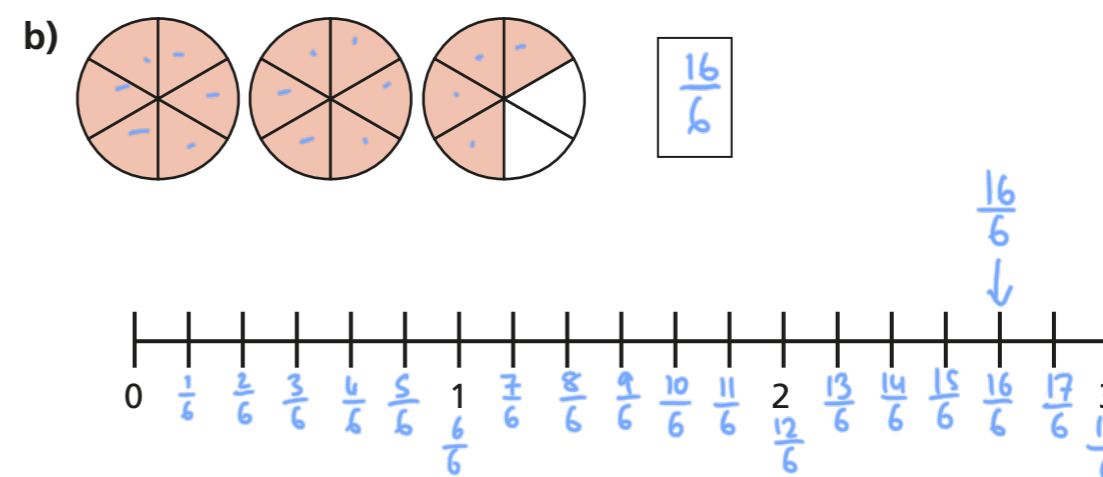
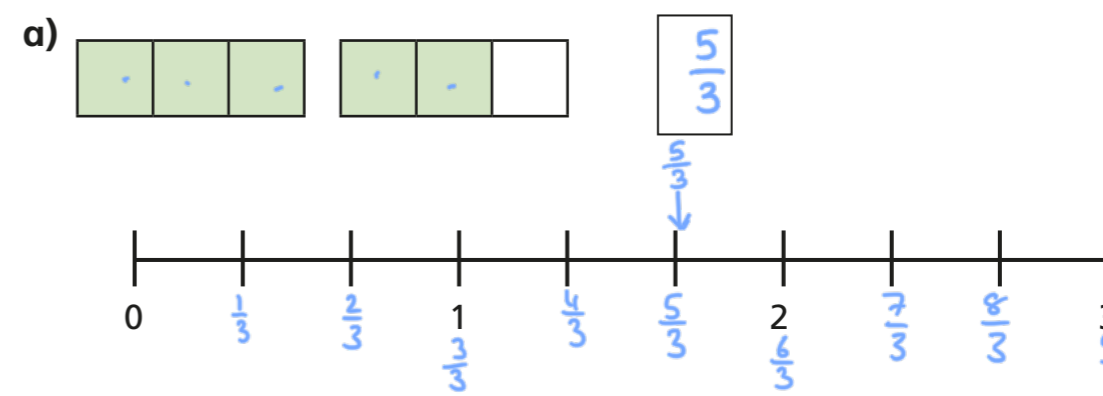
5 Write each fraction under the correct heading.

$\frac{2}{3}$	$\frac{4}{4}$	$\frac{5}{3}$	$\frac{1}{8}$	$\frac{3}{3}$
$\frac{3}{4}$	$\frac{7}{4}$	$\frac{8}{8}$	$\frac{7}{8}$	

Less than one whole	Equal to one whole	More than one whole
$\frac{2}{3}$ $\frac{3}{4}$ $\frac{1}{8}$ $\frac{7}{8}$	$\frac{4}{4}$ $\frac{8}{8}$ $\frac{3}{3}$	$\frac{7}{4}$ $\frac{5}{3}$



6 What fraction is shown in each diagram?  
Draw an arrow to show the fraction on the number line.



7



One eighth is greater than one quarter.

Do you agree with Teddy? NO

Use the number line to show why.

