

Odd and even numbers

1 Eva uses counters to make the numbers from 1 to 10

<input type="checkbox"/>	<input type="checkbox"/>	<input type="checkbox"/>	<input type="checkbox"/>	<input type="checkbox"/>
<input type="checkbox"/>	<input type="checkbox"/>	<input type="checkbox"/>	<input type="checkbox"/>	<input type="checkbox"/>

Tick all the numbers that are even.

What do you notice about all the even numbers?



2 Use counters and ten frames.

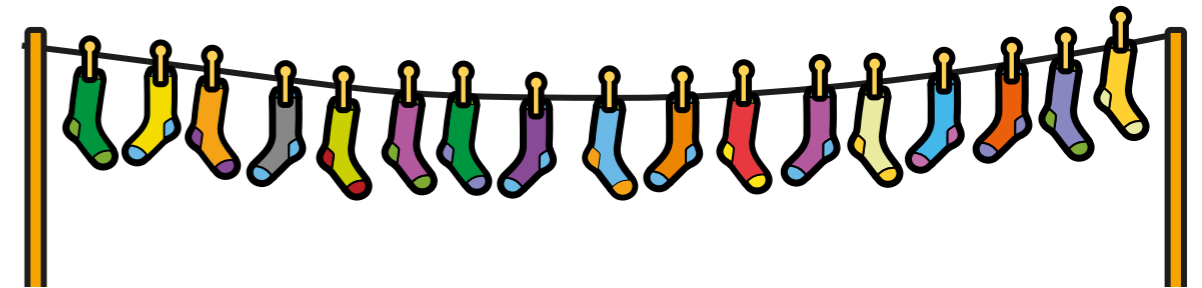
- Show that 14 is an even number.
 - Show that 15 is an odd number.
 - Work out whether 18 is even or odd.
- Compare answers with a partner.

3 Draw circles to show the groups.

a) Group the shoes in 2s to show that 16 is even.



b) Group the socks in 2s to show that 17 is odd.




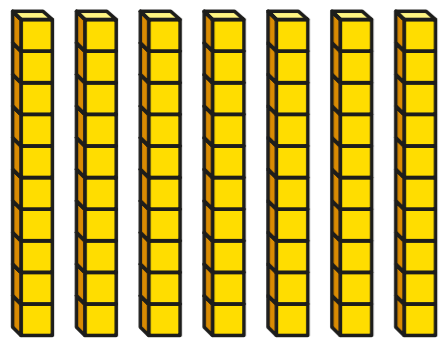
4 Colour all the even numbers.

1	2	3	4	5	6	7	8	9	10
11	12	13	14	15	16	17	18	19	20
21	22	23	24	25	26	27	28	29	30
31	32	33	34	35	36	37	38	39	40
41	42	43	44	45	46	47	48	49	50

What do you notice about the last digit of all the even numbers?




- 5 Dexter makes the number 70 from base 10



What mistake has Dexter made?

- 6 a) Teddy has a 2-digit number.
The 1st digit has been covered up.



Is Teddy's number odd or even?
Circle your answer.

odd even you cannot tell

How do you know?

- b) Dora has a 2-digit number
The 2nd digit has been covered up.



Is Dora's number odd or even?
Circle your answer.

odd even you cannot tell

- 7 Roll 2 dice and find the total.

Complete the table.

Dice 1	Dice 2	Total	Is the total odd or even?
3 (odd)	2 (even)	$3 + 2 = 5$	odd

What patterns can you spot?

- 8 Whitney is making a number pattern.



a) Write the missing numbers.

b) Write 2 numbers greater than 30 that could be in the pattern.

--	--

c) Write 2 numbers greater than 60 that could not be in the pattern.

--	--

