

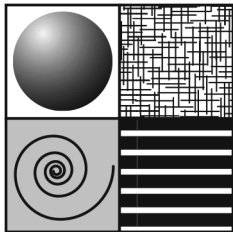
Name: \_\_\_\_\_ Date: \_\_\_\_\_

# Turning



Recognise and make whole, half, quarter and three-quarter turns

You will need:



- scissors
- glue





a quarter turn to the right




a half turn




a quarter turn to the left



a three-quarter turn to the right



a three-quarter turn to the left



## Teacher's notes

Children cut out the patterns from the bottom of the sheet. They place each one on its matching pattern on the left and read the instructions. They then glue the pattern in the empty box to show its position after making the turn.

